



Scheduling Meeting of November 2nd, 2010

Number and rate of TRC and DART cases by FY - Includes Employees & subcontractors

	FY07	Rate	FY08	Rate	FY09	Rate	FY10	Rate	FY11	Rate	Goal	Rate
TRC Cases	31	1.52	12	0.66	26	1.22	19	1.04	2	1.41	<12	0.65
DART Cases	12	0.6	3	0.16	12	0.64	6	0.34	0	0.00	<5	0.25

TRC = Total Recordable Case means more than first aid treatment was given.

DART = Days Away Restricted Transferred means more than first aid treatment was given AND restrictions were job limiting or the employee could not work.

Injuries:

Division	Category	Case Date	Date Entered	Recordable?	Rx	Medical		ESH	
						ODD	LDD	ODD	LDD
AD	FNAL	10/27/2010	10/28/2010	Yes	Y	0	0	0	0

Medical Comments: Strong gust of wind knocked employee over. Hitting asphalt pavement, employee's eyeglasses shattered, causing lacerations to upper nose and left cheek. Five facial sutures were required (upper nose), along with an antibiotic. Three left fingers (#3, 4 & 5) were also treated with first aid.

ESH Comments: Incident occurred as the individual walked north along the driveway between Wilson Hall and Linac. The individual was on site performing work-related tasks, so the case meets the criteria for work-relatedness. The case is recordable due to medical treatment.

Vehicle Accidents:

Division	Category	Case Date	Date Entered	Recordable?	Rx	Medical		ESH	
						ODD	LDD	ODD	LDD
PD	FNAL	10/29/2010	10/29/2010	No		0	0	0	0

Medical Comments: Vehicle #1 stopped for the stop sign and proceeded through the intersection where it was struck by vehicle #2.

ESH Comments:

AD	FNAL	10/29/2010	10/29/2010	No		0	0	0	0
----	------	------------	------------	----	--	---	---	---	---

Medical Comments: Vehicle #2 rolled through a stop sign on A road and Pine street and struck the rear driver's side door and quarter panel of vehicle #1.

ESH Comments:




ORPS/Incidents/Notices of Violations:
None

**Fermilab Leading & Lagging Indicators
(Employees only)**

From 10/1/10 to Present

ORG	% Req'd ES&H Courses	% Current ITNAs	TRC Cases	TRC Rate	DART Cases	DART Rate
AD	99.0%	99.4%	1	2.83	0	0.00
APC	98.0%	97.9%	0	0.00	0	0.00
BS	98.2%	100.0%	1	10.65	0	0.00
CD	97.7%	96.1%	0	0.00	0	0.00
CMS	98.3%	100.0%	0	0.00	0	0.00
DI	93.2%	94.0%	0	0.00	0	0.00
ES	97.8%	97.6%	0	0.00	0	0.00
FCCA	98.2%	100.0%	0	0.00	0	0.00
FE	97.1%	98.3%	0	0.00	0	0.00
FI	100.0%	100.0%	0	0.00	0	0.00
PD	96.2%	98.2%	0	0.00	0	0.00
TD	97.6%	99.1%	0	0.00	0	0.00
WR	99.3%	98.3%	0	0.00	0	0.00
Fermilab	97.8%	98.3%	2	1.41	0	0.00

ES&H Training and ITNA Completion

>95%	
90-95%	
<90%	

$$\text{Rate} = (200,000) \times \left(\frac{\text{Number of Cases}}{\text{Hours worked}} \right)$$

(Employees only)

