



Fermilab at work



Scheduling Meeting of May25th, 2010

Number and rate of TRC and DART cases by FY - Includes Employees & subcontractors

	FY06	Rate	FY07	Rate	FY08	Rate	FY09	Rate	FY10	Rate	Goal	Rate
TRC Cases	29	1.4	31	1.52	12	0.66	26	1.22	9	0.79	<12	0.65
DART Cases	7	0.3	12	0.6	3	0.16	12	0.64	1	0.09	<5	0.25

TRC = Total Recordable Case means more than first aid treatment was given.

DART = Days Away Restricted Transferred means more than first aid treatment was given AND restrictions were job limiting or the employee could not work.

Injuries/Vehicle Accidents:

Division	Category	Case Date	Date Entered	Recordable?	Rx	Medical		ESH	
						ODD	LDD	ODD	LDD
TD	FNAL	05/17/2010	05/17/2010	No		0	0	0	0

Medical Comments: Employee was cutting 2" X 8' strips of stainless steel. Material slipped (shifted), causing sharp edge contact and laceration on palm of left hand.

ESH Comments: The employee was stacking about 30 stainless steel pieces that he had cut on the shear. The pieces were 2" x 97" x 0.050". Items cut on the shear usually have a slight burr and the corners are sharp. The employee's intent was to stack the pieces and then tape them together for the customer. As he was stacking them, the material shifted and the corner of one of the pieces cut the employee just below the thumb on his left hand. The employee went to Medical where he received first aid treatment, and then returned to work without work restrictions. The employee stated that he could have prevented this injury if he had been wearing leather gloves while stacking the material.

ORPS/Incidents/Notices of Violations:




None Reported

**Fermilab Leading & Lagging Indicators
(Employees only)**

From 10/1/09 to Present

ORG	% Req'd ES&H Courses	% Current ITNAs	TRC Cases	TRC Rate	DART Cases	DART Rate
AD	98.5%	95.8%	3	1.07	0	0.00
APC	98.3%	97.9%	0	0.00	0	0.00
BS	98.6%	97.7%	0	0.00	0	0.00
CD	97.2%	96.5%	0	0.00	0	0.00
CMS	100.0%	100.0%	0	0.00	0	0.00
DI	95.3%	71.4%	1	3.77	0	0.00
ES	96.7%	95.5%	0	0.00	0	0.00
FCPA	98.2%	100.0%	0	0.00	0	0.00
FE	96.8%	98.4%	2	2.88	0	0.00
FI	99.7%	100.0%	0	0.00	0	0.00
PD	95.9%	97.1%	1	0.40	0	0.00
TD	97.5%	98.3%	1	0.77	0	0.00
WR	96.9%	88.4%	1	2.09	1	2.09
Fermilab	97.5%	96.1%	9	0.79	1	0.09

ES&H Training and ITNA Completion

>95%	
90-95%	
<90%	

$$\text{Rate} = (200,000) \times \left(\frac{\text{Number of Cases}}{\text{Hours worked}} \right)$$

(Employees only)

