



Fermilab at work



Scheduling Meeting of November 17th, 2009

Number of TRC and DART cases by FY - Includes Employees & subcontractors

	FY06	FY07	FY08	FY09	FY10	Goal
TRC Cases	29	31	12	26	1	<12
DART Cases	7	12	3	12	0	<5

TRC = Total Recordable Case means more than first aid treatment was given.

DART = Days Away Restricted Transferred means more than first aid treatment was given AND restrictions were job limiting or the employee could not work.

Injuries/Vehicle Accidents Reported

11/09/2009 – 11/16/2009

Division	Category	Case Date	Date Entered	Recordable?	Rx	Medical		ESH	
						ODD	LDD	ODD	LDD
AD	FNAL	11/10/2009	11/10/2009	No		0	0	0	0
<p>Medical Comments: While getting off a forklift truck, employee stepped on 3" rock, causing a left ankle strain or sprain.</p> <p>ESH Comments: Incident occurred in the parking lot east of Meson Detector Building. Numerous small rocks have collected on the asphalt surface. Efforts are being made to clear the rocks from the lot. First aid treatment only; no limitations.</p>									
BS	FNAL	11/12/2009	11/12/2009	No		0	0	0	0
<p>Medical Comments: While working, employee rubbed piece of leaded glass, causing tiny glass splinter to enter left index finger.</p> <p>ESH Comments:</p>									

ORPS/Incidents/Notices of Violation:

None Reported




H1N1 Update:

- 137 suspected cases have been reported thus far (19 in the last week again).
- **PLEASE REMEMBER TO REPORT YOUR FLU LIKE SYMPTOMS TO THE MEDICAL OFFICE. THIS IS THE ONLY MECHANISM THE LABORATORY HAS TO TRACK SUSPECTED H1N1 CASES AND IDENTIFY POSSIBLE CLUSTERS.**
- Ensure your D/S/C call lists are up-to-date
- Ensure your COOP Plans are complete and current.
- Questions or concerns should be directed to Dr. Brian Svazas at X3232 or svazas@fnal.gov.

**Fermilab Leading & Lagging Indicators
(Employees only)
From 10/1/09 to Present**

ORG	% Req'd ES&H Courses	% Current ITNAs	TRC Cases	TRC Rate	DART Cases	DART Rate
AD	98.6%	99.4%	1	1.91	0	0.00
APC	98.8%	95.9%	0	0.00	0	0.00
BS	96.2%	100.0%	0	0.00	0	0.00
CD	96.9%	93.6%	0	0.00	0	0.00
CMS	100.0%	100.0%	0	0.00	0	0.00
DI	95.1%	100.0%	0	0.00	0	0.00
ES	95.4%	100.0%	0	0.00	0	0.00
FCCA	100.0%	92.3%	0	0.00	0	0.00
FE	96.8%	97.5%	0	0.00	0	0.00
FI	98.9%	100.0%	0	0.00	0	0.00
PD	95.0%	98.2%	0	0.00	0	0.00
TD	95.9%	98.2%	0	0.00	0	0.00
WR	96.8%	98.3%	0	0.00	0	0.00
Fermilab	96.9%	97.9%	1	0.47	0	0.00

ES&H Training and ITNA Completion

>95%	
90-95%	
<90%	

$$\text{Rate} = (200,000) \times \left(\frac{\text{Number of Cases}}{\text{Hours worked}} \right)$$

(Employees only)

